



5+  
AGES

30 MIN  
HOUR

If necessary, ask an adult for help.

# PIZZABOY

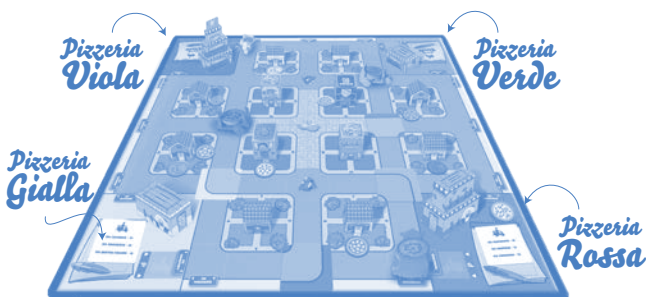
## CITY MISSION

ENGLISH

CT01871-7-11-2023-1

### GAME CONTENTS:

- 12 CROSSROAD CARDS
- 40 PIZZA REQUEST CARDS
- 4 SCOOTERS
- 4 SHEETS WITH BUILDINGS TO MOUNT
- 1 PUNCHBOARD WITH 3X3 PIZAS, 3X3 COINS AND 1 BILLBOARD
- 1 DIE
- 1 GAMEBOARD



### GAME SETUP:

EACH PLAYER CHOOSES A PIZZERIA and places himself/herself in the corresponding corner of the game board: Pizzeria Viola (purple color); Pizzeria Gialla (yellow color); Pizzeria Verde (green color); Pizzeria Rossa (red color). Afterwards, **EACH PLAYER GETS:**



**1 PIZZA REQUEST CARD**  
which each player randomly draws from the deck and places it over the notepad of his pizzeria. The card indicates 3 delivery addresses for the 3 pizzas for each round.



**1 SCOOTER (OF THE COLOR OF THE CHOSEN PIZZERIA)**  
positioning it in each players pizzeria's parking spot.



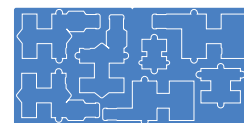
**3 COINS (OF THE COLOR OF THE CHOSEN PIZZERIA)**  
which each player removes from the punch board and places on the game board, at the 3 addresses indicated in the order card.



**3 PIZZAS IN THE COLOR OF THE CHOSEN PIZZERIA**  
that each player removes from the punchboard and put on his/her bike.



**3 CROSSROAD CARDS (OF THE COLOR OF THE CHOSEN PIZZERIA)**  
that each player removes from the deck.



**1 SHEET WITH BUILDINGS AND THE CHOSEN PIZZERIA**  
to assemble according to the instructions on each sheet.

### GOAL OF THE GAME:


**YOU'RE A PIZZABOY IN YOUR CITY!**

**IN 3 ROUNDS DELIVER ALL THE PIZZAS, GROW YOUR PIZZERIA AND DEPOSIT THE MONEY**

**THAT YOU WON TO WIN!**


### Round 1

MOUNT AND PLACE THE C1 BLOCK OF YOUR PIZZERIA in your corner of the game board. Deliver 3 pizzas and get 3 coins to move on to Round 2.



### Round 2

MOUNT AND PLACE THE C2 BLOCK OF YOUR PIZZERIA over Block 1. Deliver 3 pizzas and get 3 coins to move on to Round 3.



### Round 3

MOUNT AND PLACE THE C3 BLOCK OF YOUR PIZZERIA over Block 2. Deliver 3 pizzas and get 3 coins to move on to the FINAL Round.



### FINAL Round

Deposit your money in the bank by placing the 3 coins on top of the bank building. **Only the winner APPLIES THE BILLBOARD ON THE TOP THE PIZZERIA!**



The winning player removes the billboard from the punchboard to apply it to the top of the pizzeria.

### START PLAYING:

The youngest player starts and then play anti-clockwise;

- Roll the die to move your scooter through the city streets (vias) and, when you land or pass the addresses with one of your coins, swap it for a pizza. Check the street names on the sides of the game board.
- Then you can place 1 CROSSROAD CARD on an intersection of your choice on the game board to change traffic directions. Use it to make other players' missions difficult, but not yours.

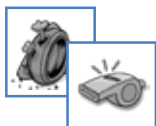


### IMPORTANT:

- You can only play your CROSSROAD CARD on the street where the scooter of the player who plays after you is;
- When you play a CROSSROAD CARD in a penalty space, you cancel the penalty.
- You cannot overlap cards or block any street.
- When you land on an empty space, it becomes the player on your right's turn to go.
- When you land in a penalty space:

**Flat tire:** Stop to change the tire. Miss your next turn;

**Speeding ticket:** You broke the speed limit, go to the POLICE STATION.



**Every time you deliver 3 pizzas, you move on to the next round, add a new block to your pizzeria and exchange your order card for one from the deck with new addresses.**

- Don't forget to collect your 3 PIZZAS and your CROSSING CARDS left on the game board. Then load the bike again and repeat the process.
- Not all players have to be in the same round. One player can play round 3, for instance, while other players still play lower rounds.

**When you pass the 3 rounds (delivery of 3 x 3 pizzas), you have one last challenge to overcome!**

- Collect your crossing cards on the board.
- Roll the die to get to the bank and deposit the coins you've gathered, by placing them on top of the building.

**Did you put your money in the bank?**

**Congratulations, YOU ARE THE WINNER!**

Remove the billboard from the punchboard.

Only the winner puts the billboard on top of his pizzeria.



**YOU ARE THE BEST PIZZABOY IN TOWN!**



Warning: Choking hazard - Not suitable for children under 36 months due to small parts. Colours and styles may vary from those shown on the packaging. Please remove all packaging attachments, and any other components which are not part of the toy, before giving this product to a child. Read and keep for future reference.